

Knitting on the Loom Hemstitch


presented by Lana Schneider 2013




Knitting on the Loom Hemstitch

The Sample






- To begin: Throw a few shots plain weave



At selvedge, catch working yarn (weft) on crochet hook around 2 warp ends to form loop. Catch yarn again around hook.






Insert hook between same 2 warp ends, below weaving, underneath woven shots, and up. Catch working yarn on hook.



Move over several warp ends. Enter hook below woven weft and Up above it. Catch working yarn, pull through loop on hook and pull taut.



Continue across width of weaving: over some warps, under woven area
Up through same warp space, catch yarn and loop through.
Pull taut.




At end selvedge, draw loop from around end warp bundle and through loop on hook.



Pull working yarn through loop a second time



Expand loop until large enough to insert shuttle through.
Pull up close and begin your weaving project.



Move across several warp ends. Hook goes under several woven rows, up to surface. Catch working yarn and pull through loop. Tension til smooth.



Continue across width: over a few warps, down and through weaving, up and catch working yarn, pull taut.



At selvedge, loop around end warps, pull yarn through loop



Catch working yarn through loop a second time and pull until smooth.



Finished sample

End page....Stay tuned for
Knitting on the Loom : the movie

Coming to a blip.com site near you!

Resources involved in this presentation:
Birgit Olson Barron, **Knitting on the Loom c 1988**

Kate Jantz-Koprivnik, Talking Threads
Email: talkingthreadsmedia@gmail.com
www.talkingthreads.blip.tv

Lana Schneider
Email: lanaden@comcast.net