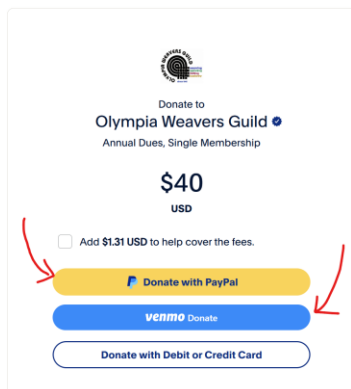


Olympia Weavers Guild (OWG)

PayPal Tips

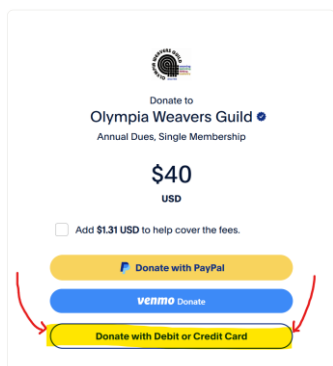
1. Paying online with PayPal or Venmo

If you have an account with PayPal or with Venmo, when you select either option you will be directed to the respective site to log into your account and conclude the transaction. You will receive an email confirmation.



2. Paying online without a PayPal account

OWG is using PayPal to process online payments from members. You do not need a PayPal account to pay online. When you click on the link to pay online, you'll see this screen, as an example:



1. Select the "Donate with Debit of Credit Card". You will now be a PayPal "guest".
2. **Enter Card Details:** Fill in your credit or debit card information along with your billing and contact addresses.
3. **Skip Account Creation:** When prompted to create a PayPal account, select "No, I don't want an account now" and then click "Pay Now" to complete your transaction.

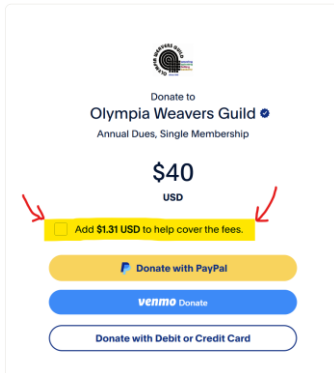
Important Considerations

- **Requirements:** To use the PayPal as a Guest, you need a valid email address. This ensures you receive a payment confirmation email upon completion of your transaction. If you don't see a confirmation email in your Inbox shortly after completing the transaction, be sure to check your Junk folder.

By following these steps, you can successfully use PayPal for transactions without needing to create an account.

3. Help cover the fees

Please consider checking the box (on the PayPal screen) to add the processing fee charged to the Guild to the amount you will pay.



4. Donations

Select each fund to receive a donation and the amount to be donated. Each donation will require separate transactions.



5. PayPal Emails

If you don't see the PayPal confirmation email after you complete the transaction, be sure to check your junk email folder. If the email is found in your junk email folder, move it to your Inbox. This will ensure future PayPal emails will be directed to your Inbox instead of the junk email folder.